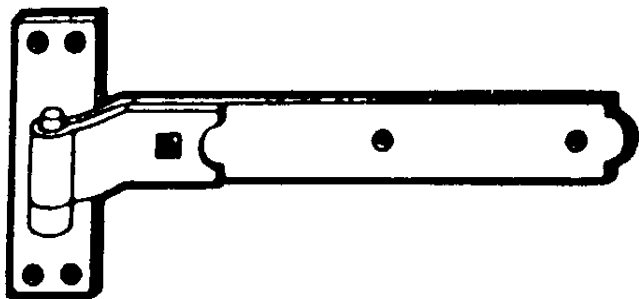


Cranked Bands with Pins Mounting Instructions (12", 18", 24", and 36")



Fasten the two straps to the door or gate at the desired location. Make sure that they are perpendicular to the hinge side of the door or gate. Ensure that the straps are mounted the correct distance to align with the pins on the rectangular plate. (*Tip: measure the distance from the center of the eye on the band (equals center of pin on plate) to the center of the square hole in the band. From this measurement deduct half the width of the rectangular plate plus the space between the gate and post to determine where to drill the hole for the carriage bolt.*) Mount the rectangular plate no less than 1/4" from the edge of the door jam or gate post (for flush mounting).

2 inch #12 screws are used to fasten the plate to the jam and on the round bevelled holes in the bands. A 3/8 inch carriage bolt should be inserted in the square hole in the strap, through a 3/8 inch hole drilled through the door or gate.

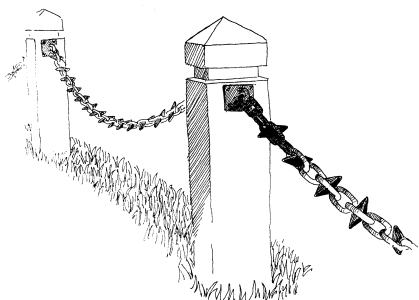
Please note that while black stainless steel screws are optional available with our black powder coated hinges we do not supply the carriage bolts as the length requirement varies greatly with the application. We suggest using hot dipped galvanized or stainless carriage bolts. The heads can be painted after installation. Snug Cottage can supply 0.6 oz touch up paint with brush applicator.

This type of hinge has a sloppy fit on the pin. While this might appear abnormal with just one hinge, once the second hinge is installed the "play" will be minimal.


Tips:

1. Initially when mounting the pin plates use only two screws on each plate. After assuring that all is aligned correctly then complete the plate installation as outlined above.
2. To prevent the gate from being lifted off the pins install the top plate with the pin facing downward after the gate is installed and aligned on the bottom pin.


Other Quality Exterior Hardware Products



Victorian Decorative Spiked Chain



Ring Gate Latch



Field Gate Fittings

Snug Cottage Hardware

London, Ontario, Canada and Port Huron, Michigan, USA

Phone (800) 637-5427 Fax (519) 474-3337

www.snugcottagehardware.com